

Features & Benefits

- UV fluorescent under UV black light
- Can be applied post-assembly
- Excellent chemical resistance
- Ideal for munitions applications – NATO approved. Patented technology.

Description

Permabond® A1024 is designed specifically for bullet-sealing applications where the adhesive can be post applied to wick down between bullet and cartridge casing. Its low surface tension and low viscosity allows joints to be sealed rapidly, even when the adhesive is applied after the joint has been assembled.

Physical Properties of Uncured Adhesive

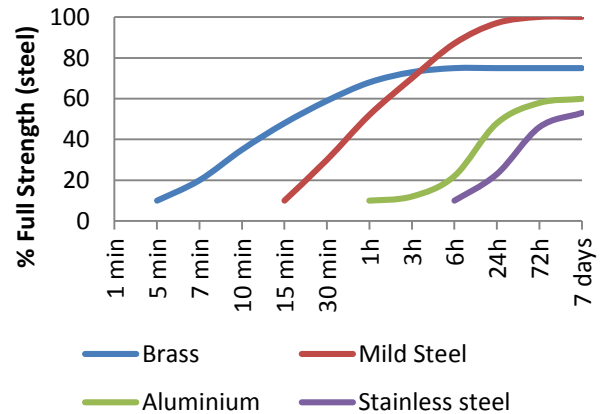
Chemical composition	Acrylic
Appearance	Yellow
Viscosity @ 25°C	<10 mPa.s (cP)
Specific Gravity	1.0
UV fluorescence	Yes

Typical Curing Properties

Maximum gap fill	0.05 mm 0.001 in
Maximum thread size	M10 ½"
Time taken to reach handling strength @23°C	Steel: <20 minutes* Copper: <5 minutes
Time taken to reach working strength (M10 steel) @23°C	1 hour
Full strength (M10 steel) @23°C	24 hours

*Handling time at 23°C / 73°F. Copper and its alloys will make the adhesive cure more quickly, while oxidised or passivated surfaces (like stainless steel) will reduce cure speed. To reduce curing time, use Permabond activator A905 or ASC10. Alternatively, increasing the curing temperature will reduce curing time.

Strength Development



*Cure times are typical at 23°C. Copper and its alloys will follow the faster cure while oxidised or passivated surfaces like stainless steel will tend towards the slower curve. Lower temperatures or large gaps will tend to extend the cure time. To reduce the cure time the use of Permabond A905, ASC10, or heat can be considered.

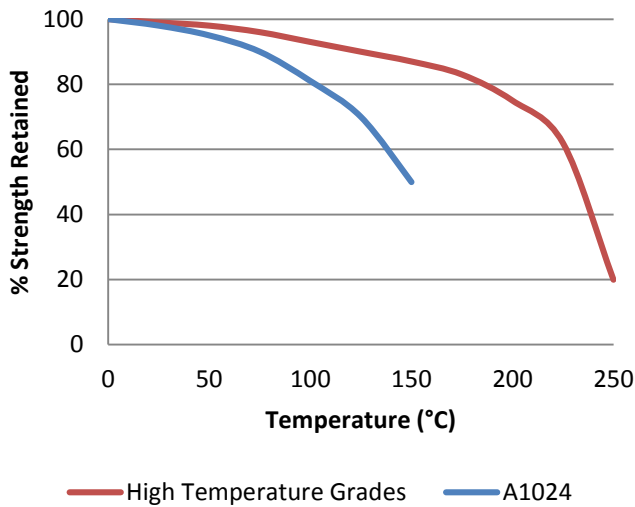
Typical Performance of Cured Adhesive

Torque strength (1/2" brass ISO10964)	>50 N·m >450 in.lb
Shear strength (steel collar & pin ISO10123)	21 MPa 3000 psi
Coefficient of thermal expansion	90 x 10 ⁻⁶ mm/mm/°C
Dielectric strength	11 kV/mm
Thermal conductivity	0.19 W/(m.K)

The information given and the recommendations made herein are based on our research and are believed to be accurate but no guarantee of their accuracy is made. In every case we urge and recommend that purchasers before using any product in full-scale production make their own tests to determine to their own satisfaction whether the product is of acceptable quality and is suitable for their particular purpose under their own operating conditions. THE PRODUCTS DISCLOSED HEREIN ARE SOLD WITHOUT ANY WARRANTY AS TO MERCHANTABILITY OR FITNESS FOR A PARTICULAR PURPOSE OR ANY OTHER WARRANTY, EXPRESS OR IMPLIED.

No representative of ours has any authority to waive or change the foregoing provisions but, subject to such provisions, our engineers are available to assist purchasers in adapting our products to their needs and to the circumstances prevailing in their business. Nothing contained herein shall be construed to imply the non-existence of any relevant patents or to constitute a permission, inducement or recommendation to practice any invention covered by any patent, without authority from the owner of this patent. We also expect purchasers to use our products in accordance with the guiding principles of the Chemical Manufacturers Association's Responsible Care® program.

Hot Strength



"Hot strength" Breakaway strength on M10 Zinc plated bolts according to ISO 10964. Cured at 23°C for 24 hours then conditioned for 30 minutes at testing temperature.

A1024 can withstand higher temperatures for brief periods (such as for paint baking and wave soldering processes) providing the joint is not unduly stressed. The minimum temperature the cured adhesive can be exposed to is -55°C (-65°F) depending on the materials being bonded.

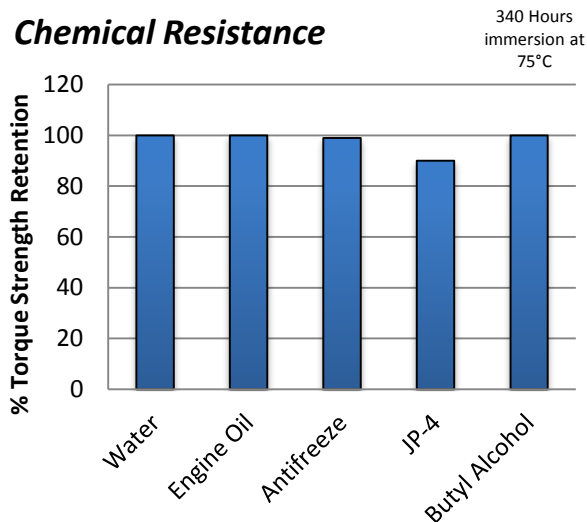
Surface Preparation

Though the anaerobic adhesives will tolerate a slight degree of surface contamination, best results are obtained on clean, dry and grease free surfaces. The use of a suitable solvent-based cleaner (such as acetone or isopropanol) is recommended.

Directions for Use

- 1) Cartridge case is presented in vertical position with open end at top.
- 2) The projectile (bullet) is then pressed about 2mm into the cartridge case to establish concentricity between case and bullet.
- 3) The bullet is then pressed to its full engagement.
- 4) Permabond A1024 is then accurately dispensed to the edge of the case where it penetrates around the joint in less than 10 seconds. (NB. Typical quantities of adhesive are 0.002 – 0.005ml depending on bullet size, so precision dispensing is required). The dispensing equipment employs a valve fitted with a hypodermic needle which actually touches the joint; the air actuated valve controls the adhesive quantity dispensed. The time from pressing home the bullet to adhesive application is important, as the air pressure inside the case must be allowed to equalize before the adhesive starts to cure. Failure to allow for this could result in leak paths developing in the joint.
- 5) A low-powered inspection UV 375nm lamp can be used to check presence of adhesive.
- 6) After inspection, bullets can be packed into boxes.

Chemical Resistance



This product is not recommended for use in contact with oxygen, oxygen rich systems and other strong oxidizing materials. This product may adversely affect some thermoplastics and users must check compatibility of the product with such substrates before using.

Storage & Handling

Storage Temperature	5 to 25°C (41 to 77°F)
Users are reminded that all materials, whether innocuous or not, should be handled in accordance with the principles of good industrial hygiene. Full information can be obtained from the Safety Data Sheet.	

Contact Permabond:

- Americas +1 732 868 1372
- US 800-640-7599
- Asia + 86 21 5773 4913
- Europe +44 (0) 1962 711661
- UK 0800 975 9800
- Deutschland 0800 111 388
- France 0805 111 388

info.americas@permabond.com

info.europe@permabond.com

info.asia@permabond.com

The information given and the recommendations made herein are based on our research and are believed to be accurate but no guarantee of their accuracy is made. In every case we urge and recommend that purchasers before using any product in full-scale production make their own tests to determine to their own satisfaction whether the product is of acceptable quality and is suitable for their particular purpose under their own operating conditions. THE PRODUCTS DISCLOSED HEREIN ARE SOLD WITHOUT ANY WARRANTY AS TO MERCHANTABILITY OR FITNESS FOR A PARTICULAR PURPOSE OR ANY OTHER WARRANTY, EXPRESS OR IMPLIED.

No representative of ours has any authority to waive or change the foregoing provisions but, subject to such provisions, our engineers are available to assist purchasers in adapting our products to their needs and to the circumstances prevailing in their business. Nothing contained herein shall be construed to imply the non-existence of any relevant patents or to constitute a permission, inducement or recommendation to practice any invention covered by any patent, without authority from the owner of this patent. We also expect purchasers to use our products in accordance with the guiding principles of the Chemical Manufacturers Association's Responsible Care® program.